TEST PRESSURE kg/cm²	
WATER	AIR
BODY	SEAT
106	6

REFERENCE STANDARD		
Basic Design		ASME B16.34, EN 12516
End-to-End		——
End Connections	SD	ISO 228-1, ISO 7/1, EN10226-1
		BS 21, BS 2779, DIN 2999
		ANSI B1.20.1
	SW	ASME B16.11, EN 12760
Inspection & Test	BW	ASME B16.25, EN 12627
		API 598, EN 12266-1
Anti-Blow-Out Stem		ISO 17292
Anti-Static Selection		
		EN 1983, ISO 17292

DISTRIBUTION

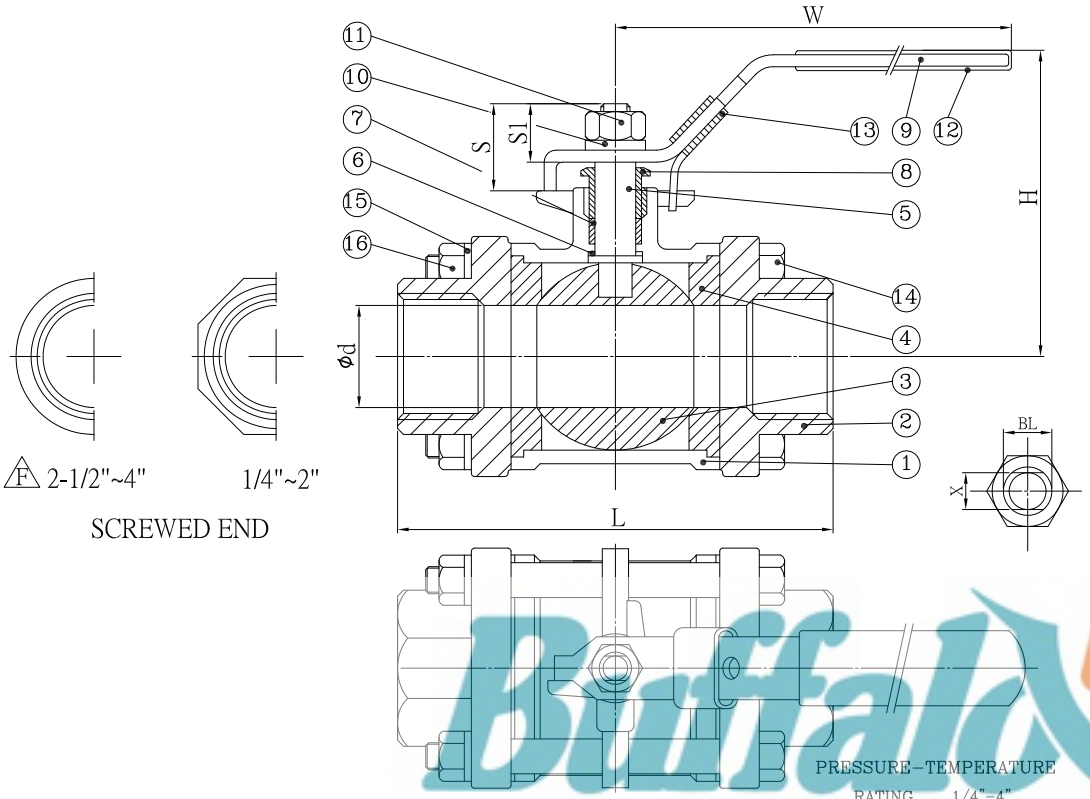

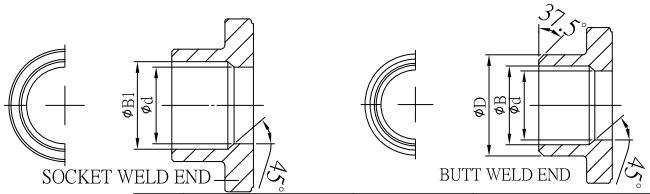

ITEM	PARTS	QTY	MATERIALS A3NS-316	A3NS-304	A3NS-WCB
1	BODY	1	ASTM-A351-CF8M	ASTM-A351-CF8	ASTM-A216-WCB
2	CAP	2	ASTM-A351-CF8M	ASTM-A351-CF8	ASTM-A216-WCB
3	BALL	1	ASTM-A351-CF8M	ASTM-A351-CF8	ASTM-A351-CF8
4	BALL SEAT	2	PTFE	PTFE	PTFE
5	STEM	1	AISI 316	AISI 304	AISI 304
6	THRUST WASHER	1	PTFE	PTFE	PTFE
7	STEM PACKING	2	PTFE	PTFE	PTFE
8	GLAND NUT	1	AISI 304	AISI 304	AISI 304
9	HANDLE	1	AISI 430	AISI 430	AISI 430
10	STEM WASHER	1	AISI 304	AISI 304	AISI 304
11	STEM NUT	1	AISI 304	AISI 304	AISI 304
12	PLASTIC COVER	1	P.V.C	P.V.C	P.V.C
13	LOCK DEVICE	1	AISI 430	AISI 430	AISI 430
14	BOLT	4(3",4"x6 PCS)	AISI 304	AISI 304	AISI 304
15	SPRING WASHER	4(2-1/2"x8PCS 3",4"x12PCS)F	AISI 304	AISI 304	AISI 304
16	HEX NUT	4(2-1/2"x8PCS 3",4"x12PCS)F	AISI 304	AISI 304	AISI 304

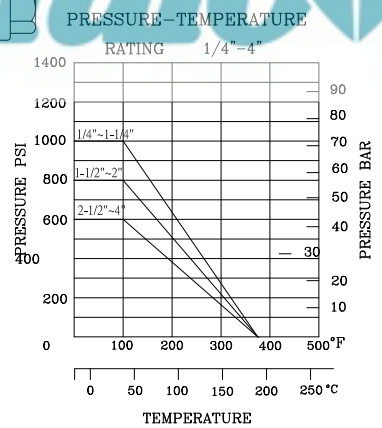

NOMINAL SIZE	ϕd	L±2	H±4	W±4	ϕB	ϕD	ϕB1	S	S1	X	BL	Cv FACTOR	TORQUE kgf-cm	KGS
1/4"	11.6	46	47	82	12	18	14.1	11.1	7.2	4	M6X1	6.6	36	0.23
3/8"	12.5	46	47	82	14	18	17.6	11.1	7.2	4	M6X1	7.9	36	0.224
1/2"	15	55	53	87	17.1	22	21.7	15.5	10	5	M8X1.25	11.2	49	0.364
3/4"	20	65	57	96	22.5	27.5	27.1	16	9.5	5	M8X1.25	21	70	0.53
1"	25	72	68	121	28	33.5	33.8	20.5	12	6.5	M10X1.5	34	95	0.68
1-1/4"	32	86	73	121	35.5	44	42.6	19.5	12	6.5	M10X1.5	57	135	1.13
1-1/2"	38	101	82	154	43	50	48.7	23.5	15	8.5	M12X1.75	80	180	1.69
2"	50	115	94	154	53	61.5	61.1	23.5	15	8.5	M12X1.75	148	252	3.25
2-1/2"	65	150	119	220	65	76	76.9	31.2	23	12	M18X2.5	265	432	5.84
3"	80	168	130	220	80	92	89.5	31.2	23	12	M18X2.5	415	675	9.65
4"	100	205	147	304	100	115	115.5	37.5	28	15	M22X2.5	780	990	17.82

版次	日期	修改內容及位置說明	設變單號	修改人員
G	2016.01.01	依廠商實際生產尺寸		邱信榮
F	2015.06.08	增加1/4"~4"牙口示意圖,及 E 處數量		蔡淳州
E	2014.10.24	E 處修改		何華泰

貴冠閥業	TRADE	AGENCY	CUS_NO	ITEM	NO	PART	QTY	EDITION	DATE
				A3NS		總圖(CATALOG-01)	1	G	2016.01.01

加工容許公差(mm)		鑄造容許公差(mm)				加工符號	表面粗度劃分 Rmax	RZ	Ra	
>0.5-6	±0.1	0~10	±0.2	75~100	±0.8	▽▽▽▽	0.8s	0.8z	0.2a	√Rz63
>6-30	±0.2	10~25	±0.25	>100	±1%	▽▽▽	6.3s	6.3z	1.6a	√Rz16
>30-120	±0.3	25~50	±0.4	角度	±1°	▽▽	25s	25z	6.3a	√Rz4
>120-400	±0.5	50~75	±0.6			▽	100s	100z	25a	√Rz1
						~				

MATERIAL	WEIGHT(kgs)	UNIT	SCALE	MANAGER	ENGINEER	QC	DRAWER
316/304/WCB		MM					

TITLE	台灣_A3NS_PN63(1000PSI)_1/4"~4"_有鎖片_不鉆孔_PTFE_一般
REMARK	FROM:AC6531Y0AA01G
DWG NO	AT6531Y0AA01G

圖面已發行